



What President's Have Said

“We can never insure one-hundred percent of the population against one-hundred percent of the hazards and vicissitudes of life. But we have tried to frame a law which will give some measure of protection to the average citizen and to his family...”

Franklin D. Roosevelt 1935

What President's Have Said

"It represents our commitment as a society to the belief that workers should not live in dread that a disability, death, or old age could leave them or their families destitute." Jimmy Carter 1977

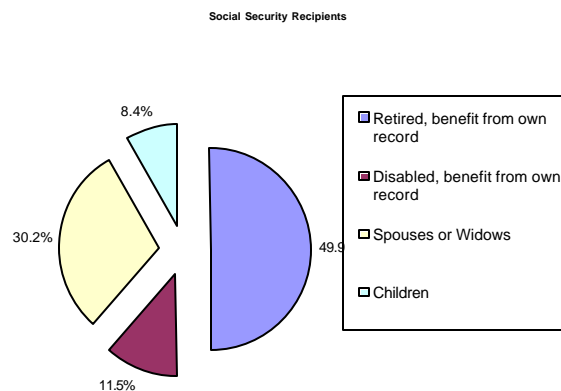
What President's Have Said

"The Social Security program plays an important part in providing for families, children, and older persons in times of stress. But it cannot remain static. Changes in our population, in our working habits, and in our standard of living require constant revision." John F. Kennedy 1961

Not Your Grandma's Social Security

- 1939, benefits were extended to family members, so that dependents and survivors were brought into the system.
- 1950, coverage was extended to farm and domestic workers.
- 1956, disability benefits were created, at first for those ages 50 to 64, and children who became disabled before age 18 were allowed to draw benefits as adult disabled children.
- 1960, the disability provision was changed to allow disability at any age.
- 1961 an early retirement option was created, so workers could retire at age 62.
- 1975, benefits were automatically adjusted to changes in the cost of living, so inflation could not erode their purchasing power.
- 1977, initial benefit levels were tied to increases in wages, so benefits would now be assured of replacing a percentage of a workers earnings since wages and living standards have been rising faster than prices

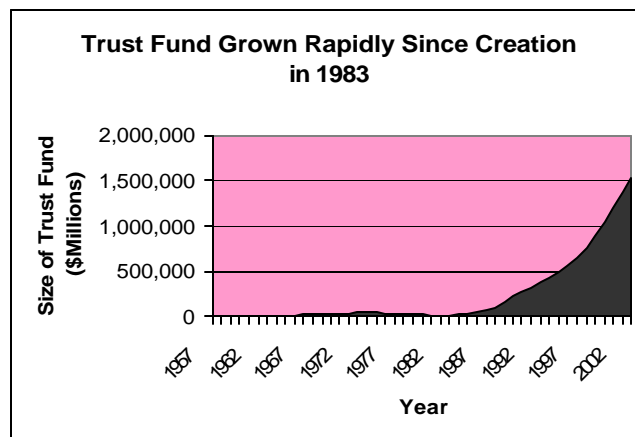
Only Half of Benefits Look like a 401(k) Plan



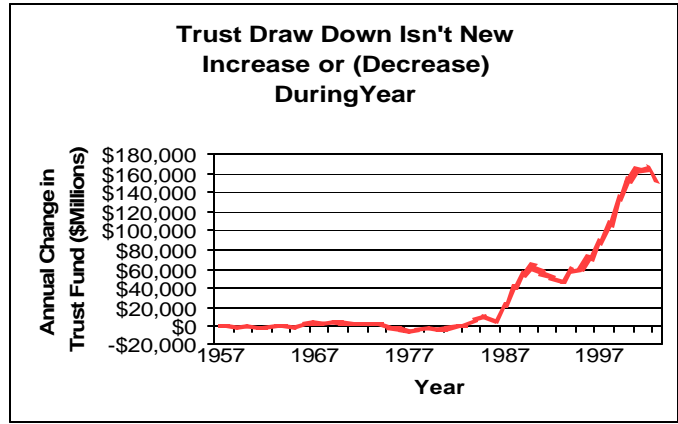
Black Recipients

OASI	Number	Average Age	Pct.
Retired Workers	2,370,600	73.19	49.5%
Spouse (Disabled and Divorced)			
Wives			
With Children	19,700	45.69	0.4%
On Age	121,690	71.49	2.5%
Husbands	4,860	69.81	0.1%
Widowed/Disabled	41,880	58.80	0.9%
Widowed/Nondisabled			
Women	395,860	75.04	8.3%
Men	6,440	69.44	0.1%
Widowed parents	30,900	43.72	0.6%
Parents	250	84.52	0.0%
Children			
Under 18	687,090	11.98	14.4%
Adult disabled	132,260	39.73	2.8%
Students	28,260	18.10	0.6%
Disabled Workers	944,570	50.37	19.7%
Totals	4,784,360	58.32	100.0%

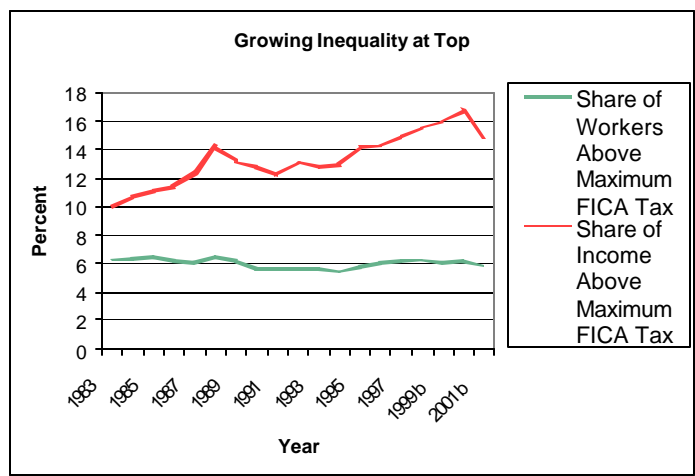
Trust Fund Now Stands Near \$1.5 Trillion



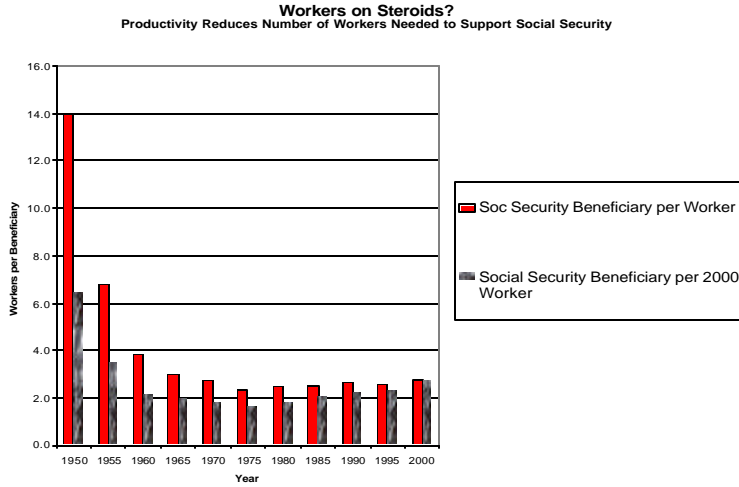
Why We are Here Today



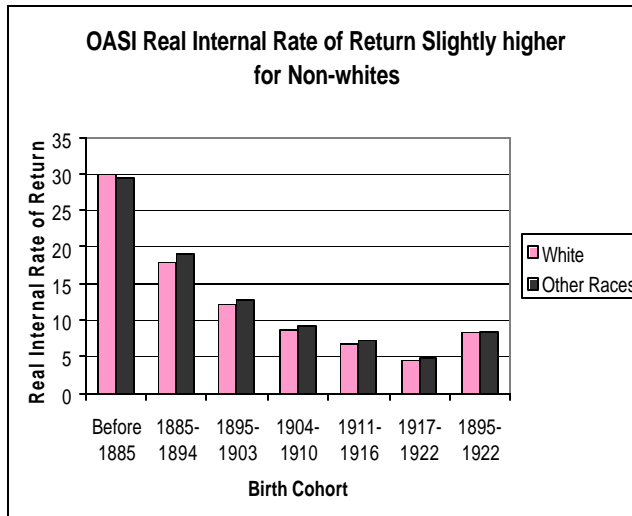
Why Some Solutions Make Sense



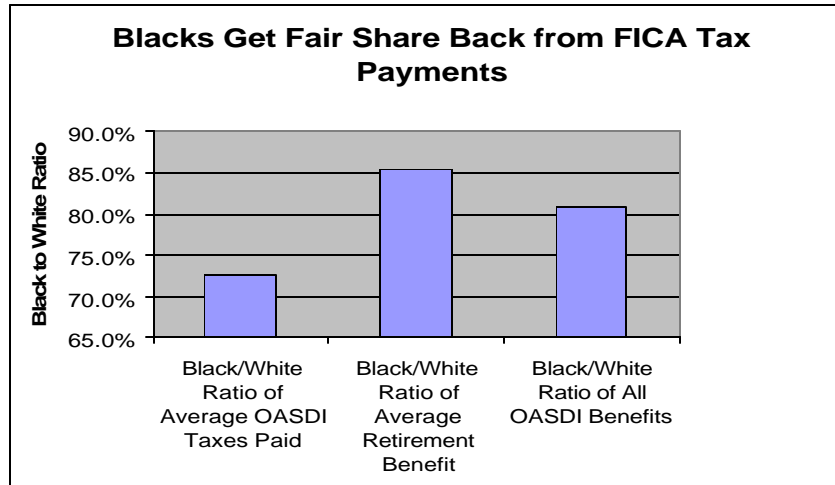
We've Already Been Through a Period when Two Workers was Enough



Is Social Security Fair?



Is Social Security Fair?



Are We Solving the Wrong Problem

